



Powered by
PayLease



Make payments the easy way, online



Get started today

Visit https://www.paylease.com/index_out.php?pm_id=91423156

Login or register for a new account. You will need your Contract # to create an account.

Contract #

A more convenient way to pay

Your management company now accepts payments using a credit card or an e-check.

Make a one-time payment or set up AutoPay



Online Payment Instructions

1. Begin by navigating to your payment portal. Click “Get Started” to create your account.

Choose an option below to Pay Now

Log in to your account

email



password

[Forgot Your Password](#)

LOGIN

Create your account

Take advantage of online payments and more

GET STARTED

Questions? Call 866-729-5327 OR visit our [Resident Support Center](#)

2. Enter your contract ID, then click proceed with registration. In the next page you will create a password so you can easily log back in.

contract id

PROCEED WITH REGISTRATION

I HAVE A LOGIN

3. Once you have logged in you will see the balance you owe. Click “Pay Now” to start your online payment.

ZEGO / Property Name Ella Watson/ Unit 221b

- Summary
- One Time Payment
- Auto Pay
- Payment Methods
- History
- Statements
- Credit Reporting

Your Payments Summary

Make your rent payments with paylease. Pay now with one-time payments or setup an auto payment to repeat rent payments you make on a regular basis.

Charge Details For:


Baker St., Unit 221b
Ella Watson

My Current Balance ?

\$1000.00

as of 03/02/19

Details Pay Now




4. Select your preferred payment method. Processing fees vary by payment type and are displayed below each option. Click continue once the option is selected.


ZEGO / Property Name Ella Watson/ Unit 221b


- Summary
- One-Time Payment**
- Auto Pay
- Payment Methods
- History
- Statements
- Credit Reporting


Payment Total \$1000.00 ⓘ

Payment Method

Bank Acct

Free

Credit Card ^{*}

Fee \$3.50



PayPal

Free

MasterPass

Free


⋮

* accepted credit types are visa, mastercard and american express

Exit & Cancel Continue



5. Enter your payment information. This will be saved for next time. Click Save.

Payment Total **\$1000.00** 

Payment Method - Add a Credit Card [cancel](#)

Card Number: Address:

Expiration: CVV: Address 2: Country:

Name on Card: City: State: Zip:

5. Review your payment and any processing fees. To finalize your payment click "Make Payment".

Recipient Property Name Kansas City, MO 64108	Payment 3/5/19
Account Info Full Name Credit 9678	[Payment Field Title] \$925.00
	[Payment Field Title] \$75.00
	Credit Card Fee [Fee]
	<hr/>
	Total \$1003.50

I, [user name], confirm that the payment information above is correct and authorize PayLease on 3/5/2019 to set up the payment with the details above.

6. Once you have successfully make a payment you will receive a payment confirmation number and can print your receipt.

Payment Success!



Confirmation #1234567890

A receipt has been sent to your email address on file and your property management has been notified of your payment.

Recipient
Property Name
Kansas City, MO 64108

Account Info
Full Name
Credit 9678

Payment	3/5/19
[Dynamic Payment Field Title]	\$925.00
[Dynamic Payment Field Title]	\$75.00
Credit Card Fee	[Dynamic Fee]
Total	\$1003.50

Do you make this payment regularly?
Turn it into an Auto Pay!

[Return to Summary](#)

[Schedule an Auto Pay](#)